

MODULAR CONTACTOR 4P, 3 MODULE, 40A, 4NO, 230V 50Hz

- 40A 4NO modular contactor
- 4P 3 modular width



General information

Standards	IEC BS EN 60947-1 IEC BS EN 60947-4-1 IEC BS EN 61095
Width in number of modular spacing	3
Number of poles	4
Nature of power supply	AC
Rated operational voltage U_e	[V] 240(230)
Rated control circuit voltage U_c	[V] 230
Frequency f_n	
• Control circuit	[Hz] 50
• Main circuit	[Hz] 50/60
Rated operational current I_n	
• AC-1	[A] 40
• AC-7a	[A] 40
• AC-7b	[A] 15
Rated operational power P_e	
• AC-1	[kW] 26
• AC-7a	[kW] 26
• AC-7b	[kW] 7.5
Barcode (EAN-13)	5060690136507

Technical information

Rated insulation voltage U_i	[V] 500
Rated impulse withstand voltage U_{imp}	[kV] 6
Number of main contact NO	4
Number of main contact NC	0
Endurance	
• Mechanical	[ops.] 300000
• Mechanical	
- AC-1	[ops.] 80000

- AC-7a	[ops.]	80000
- AC-7b	[ops.]	40000

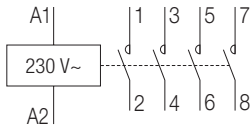
Environmental information

Degree of protection		IP20
Pollution degree		3
Altitude (maximum)	[Meter]	Max. 2000
Ambient air temperature for operation		
• Minimum	[°C]	-5
• Maximum	[°C]	+40
Ambient air temperature for storage		
• Minimum	[°C]	-25
• Maximum	[°C]	+55
Environmental conditions		28 cycles with +20 °C/95% and +40 °C/50%

Mounting & Connection

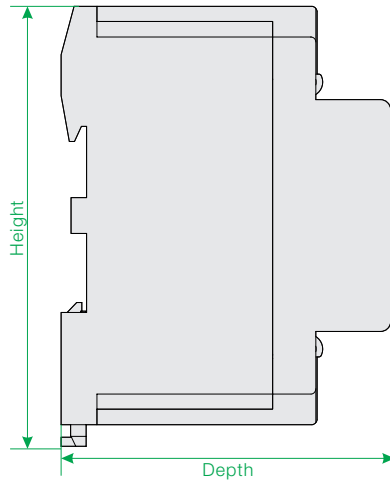
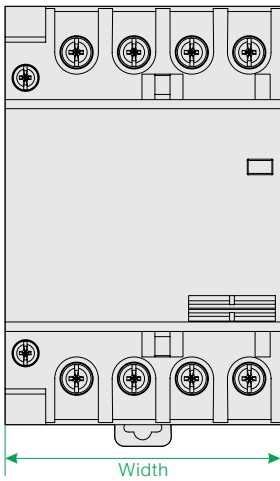
Mounting position		Any
Mounting method		on DIN rail EN 60715 (35 mm) by means of clip
Terminal type		Screw terminals
Recommended screw driver		Pozidriv 2
Connection capacity		
Main circuit		
• Finely stranded with end sleeve		
- Minimum	[mm ²]	6
- Maximim	[mm ²]	16
• Solid and stranded		
- Minimum	[mm ²]	6
- Maximim	[mm ²]	25
Wiring stripping length	[mm]	14
Tightening torque	[N.m]	2.5
Control circuit		
• Finely stranded with end sleeve		
- Minimum	[mm ²]	1.5
- Maximim	[mm ²]	2.5
• Solid and stranded		
- Minimum	[mm ²]	1.5
- Maximim	[mm ²]	2.5
Wiring stripping length	[mm]	9
Tightening torque	[N.m]	0.8

Diagram



Dimensions

Width [mm]	Height [mm]	Depth [mm]	Weight [g]
36	85	67	323



Certificate

