

RCD 4P FOUR MODULE 25A 300mA 230V A

- 4P RCD, 4 module
- 25A, 300mA
- General type without time-delay
- Type A
- Neutral Right



General information

Standards	BS EN 61008-1 BS EN 61008-2-1
Width in number of modular spacing	4
Number of poles	4P
Position of neutral terminal	Right
Rated current I_n [A]	25
Residual current-detection principle	Electromagnetic (line voltage independent)
Wave form of residual current	Type A
Residual current protection time delay	General type without time-delay
Rated residual operating current $I_{\Delta n}$ [mA]	300
Rated conditional short-circuit current I_{nc} [A]	6000
Rated conditional residual short-circuit current $I_{\Delta c}$ [A]	6000
Rated making and breaking capacity I_m [A]	630
Rated residual breaking and making capacity $I_{\Delta m}$ [A]	1000
Suitability for isolation	Yes
Barcode (EAN-13)	5060690131731

Technical information

Nature of power supply	AC
Rated operational voltage U_e [V]	400
Rated frequency f_n [Hz]	50
Rated insulation voltage U_i [V]	500
Rated impulse withstand voltage U_{imp} [kV]	4
Contact position indication	Green/Red windows
Endurance	
• Electrical [ops.]	4000
• Mechanical [ops.]	10000

Environmental information

Danson Electrical UK Limited.

Degree of protection		
• Housing		IP40
• Terminals		IP20
Pollution degree		2
Overvoltage category		III
Altitude (maximum)	[Meter]	Max. 2000
Ambient air temperature for operation		
• Minimum	[°C]	-25
• Maximum	[°C]	+45
Ambient air temperature for storage		
• Minimum	[°C]	-40
• Maximum	[°C]	+70
Relative humidity		28 cycles with +20 °C/95% and +40 °C/50%

Package information

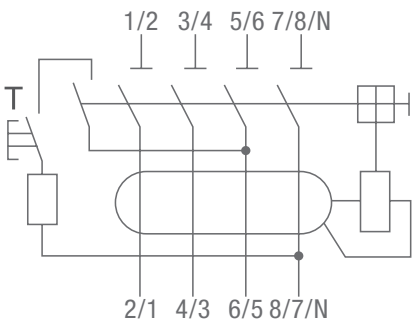
Package level 1		
Type		Box
Number of units in package level 1	[pcs]	1
Weight	[kg]	0.38
Length	[mm]	95
Width	[mm]	80
Height	[mm]	87
Package level 2		
Type		Carton
Number of units in package level 2	[pcs]	30
Weight	[kg]	12
Length	[mm]	440
Width	[mm]	210
Height	[mm]	285
Package level 3		
Type		Pallet
Number of units in package level 3	[pcs]	900
Weight	[kg]	375
Length	[mm]	1200
Width	[mm]	1000
Height	[mm]	1250

Mounting & Connection

Mounting position		Any
Mounting method		on DIN rail EN 60715 (35 mm) by clip
Power supply connection		Bottom terminals / Top terminals
Terminal type		Screw terminals
Recommended screw driver		Pozidriv 2
Connection capacity		

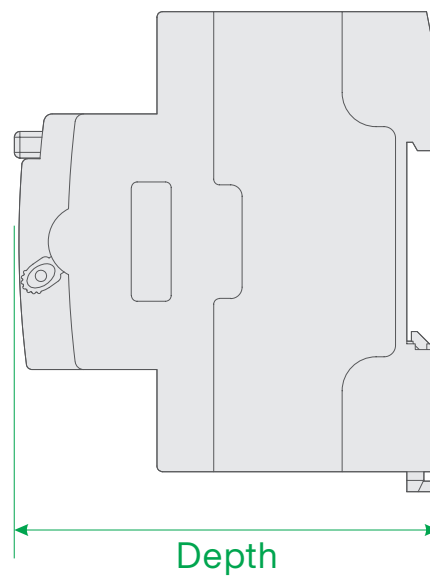
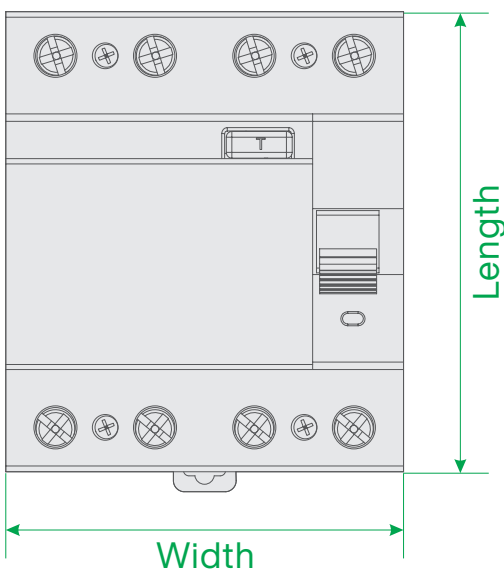
• Flexible stranded with end sleeve		
- Minimum	[mm ²]	1
- Maximum	[mm ²]	25
• Solid and stranded		
- Minimum	[mm ²]	1
- Maximum	[mm ²]	35
Wiring stripping length	[mm]	11.5
Tightening torque	[N.m]	2.5
Sealable handle		Yes

Diagram



Dimensions

Width [mm]	Height [mm]	Depth [mm]	Weight [g]
70	81	75	360



Certificate

**UK
CA**

CE



CB
