

4A MCB 10kA TP FOUR MODULE D CURVE 400V AC

- Four pole MCB
- 4A D-curve
- 10kA, energy limiting class 3



General information

| | |
|--|------------------------------|
| Standards | BS EN 60898-1 IEC 60898-1 |
| Width in number of modular spacing | 4 |
| Number of poles | 4 |
| Design of pole | 4P |
| Number of protected poles | 4 |
| Neutral position | - |
| Neutral can be switched | - |
| Trip unit technology | Thermal-magnetic |
| Tripping characteristic | D |
| Rated current I_n [A] | 4 |
| Breaking capacity | |
| Rated ultimate short-circuit breaking capacity I_{cn} [kA] | 10 |
| Rated service short-circuit breaking capacity I_{cs} [kA] | 7.5 |
| Energy limiting class | 3 |
| Suitability for isolation acc. to IEC/EN 60898-1 | Yes |
| Barcode (EAN-13) | 5060690133131 |

Technical information

| | |
|---|--------------------|
| Type of current | AC |
| Rated operational voltage U_e [V] | 400 |
| Frequency f_n [Hz] | 50/60 |
| Rated insulation voltage U_i [V] | 500 |
| Rated impulse withstand voltage U_{imp} [kV] | 4 |
| Dielectric test voltage (50/60 Hz, 1 min.) [kV] | 2 |
| Contact position indication | Red ON / Green OFF |
| Endurance | |
| • Mechanical [ops.] | 10000 |
| • Electrical [ops.] | 4000 |

Environmental information

| | |
|----------------------|---------------------------------|
| Degree of protection | IP20, with connected conductors |
|----------------------|---------------------------------|

Danson Electrical UK Limited.

| | | |
|---------------------------------------|-----------|-------------------|
| Pollution degree | | 2 |
| Overvoltage category | | III |
| Altitude (maximum) | [Meter] | 2000 |
| Ambient air temperature for operation | | |
| • Minimum | [°C] | -25 |
| • Maximum | [°C] | +45 |
| Ambient air temperature for storage | | |
| • Minimum | [°C] | -30 |
| • Maximum | [°C] | +60 |
| Reference ambient air temperature | [°C] | 30 |
| Relative humidity | | max. 95% at 55 °C |

Package information

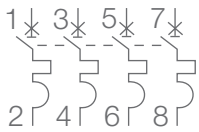
| | | |
|------------------------------|---------|--------|
| Package 1 | | |
| Type | | Box |
| Number of units in Package 1 | [pcs] | 3 |
| Weight | [kg] | 1.35 |
| Length | [cm] | 22.4 |
| Width | [cm] | 8.5 |
| Height | [cm] | 8 |
| Package 2 | | |
| Type | | Canton |
| Number of units in Package 2 | [pcs] | 60 |
| Weight | [kg] | 27.5 |
| Length | [cm] | 44.5 |
| Width | [cm] | 24 |
| Height | [cm] | 34 |
| Package 3 | | |
| Type | | Pallet |
| Number of units in Package 3 | [pcs] | 1800 |
| Weight | [kg] | 820 |
| Length | [cm] | 120 |
| Width | [cm] | 100 |
| Height | [cm] | 125 |

Mounting & Connection

| | | |
|--|---------------------|-------------------|
| Mounting position | | Any |
| Mounting on DIN rail acc. to IEC 60715 | | TH35-15, TH35-7.5 |
| Terminal type | | Screw terminals |
| Recommended screw driver | | Pozidriv 2 |
| Connection capacity | | |
| Solid and stranded | | |
| • Minimum | [mm ²] | 0.75 |
| • Maximim | [mm ²] | 50 |

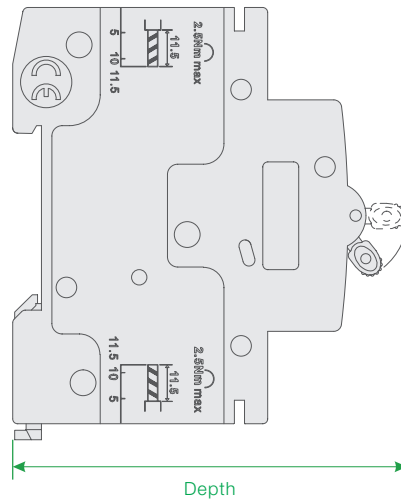
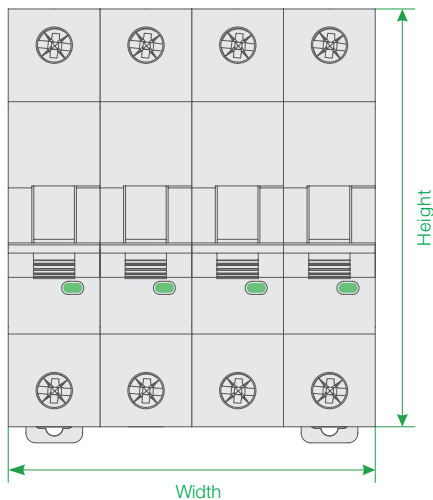
| | | |
|--|---------------------|------|
| Finely stranded with end sleeve | | |
| • Minimum | [mm ²] | 0.75 |
| • Maximim | [mm ²] | 35 |
| Wiring stripping length | [mm] | 11.5 |
| Tightening torque | [N.m] | 2.5 |
| Sealable handle | | Yes |
| Accessories available | | Yes |

Diagram



Dimensions

| Height [mm] | Width [mm] | Depth [mm] | Installation depth [mm] | Weight [g] |
|---------------|--------------|--------------|---------------------------|--------------|
| 84 | 72 | 77 | 71 | 448 |



Certificate

