

4 Ways Metal Consumer Unit with 80A 30mA RCD

- 6 module full metal enclosure
- 3 ways RCD incomer
- 80A 30mA Type A RCCB
- T2 20-40kA SPD
- Include tail clamp for incoming live and neutral tails



General information

Mounting method	Surface mounted
Number of modules	6
Number of available modules	3
Number of rows	1
Barcode (EAN-13)	5060690139201

Technical information

Standard	BS EN 61439-3
Number of phases	Single phase
Rated current (I_{nA})	[A] 100
Rated operational voltage (U_e)	[V] 230
Type of current	AC
Frequency (f)	[Hz] 50
Rated insulation voltage (U_i)	[V] 500
Rated impulse withstand voltage (U_{imp})	[kV] 4
Rated short-time withstand current (I_{cw})	[kA] 10
Rated conditional short-circuit current (I_{cc})	[kA] 16
Overvoltage category	III
Pollution degree	2
Location type	Indoor
Altitude	[Meter] < 2000
Ambient air temperature for operation	
• Minimum	[°C] -5
• Maximum	[°C] +40
Ambient air temperature for storage	
• Minimum	[°C] -40
• Maximum	[°C] +75
Degree of protection (IP)	IP2XC
Degree of protection (IK)	IK07

Danson Electrical UK Limited.

Enclosure material	Steel
Surface finish	Powder paint
Colour	Fresh white
RAL colour number	9016
Information for incomer device	
Type	Residual current circuit breaker (RCCB)
Standard	BS EN 61008-1
Product code	E-DR2124
Rated current (I_n) [A]	80
Number of poles	2P
Neutral position	Neutral right
Wave form of residual current	Type A
Rated residual operating current ($I_{\Delta n}$) [mA]	30
Residual current protection time delay	General type without time-delay
Rated conditional short-circuit current (I_{nc}) [kA]	6
Rated conditional residual short-circuit current ($I_{\Delta c}$) [kA]	6
Information for surge protection	
Surge protection	Yes
Standard	BS EN 61643-1
Product code	DSCY251N2R
Test class	II
Network configuration	1P+N (1+1)
Maximum continuous operating voltage (U_c) [V]	275
Norminal discharge current (8/20 μ s) (I_n) [kA]	20
Maximum discharge current (8/20 μ s) (I_{max}) [kA]	40
Voltage protection level (U_p) [kV]	< 1.3 (L-N) , < 1.5 (N-PE)
Response time [ns]	< 25
Maximum backup fuse [A]	125 gL
Integrated with remote indication contact	Yes

Connection information

	Connection capacity [mm ²]	Torque [N.m]
Terminal bar	16	1.7
Main switch	50	2.5
RCCB	35	2.5
SPD	16	2
Cover screws	/	2






Package information

Package level 1		
Type		Box
Number of units in package level 1 [pcs]		1
Weight [kg]		2.36

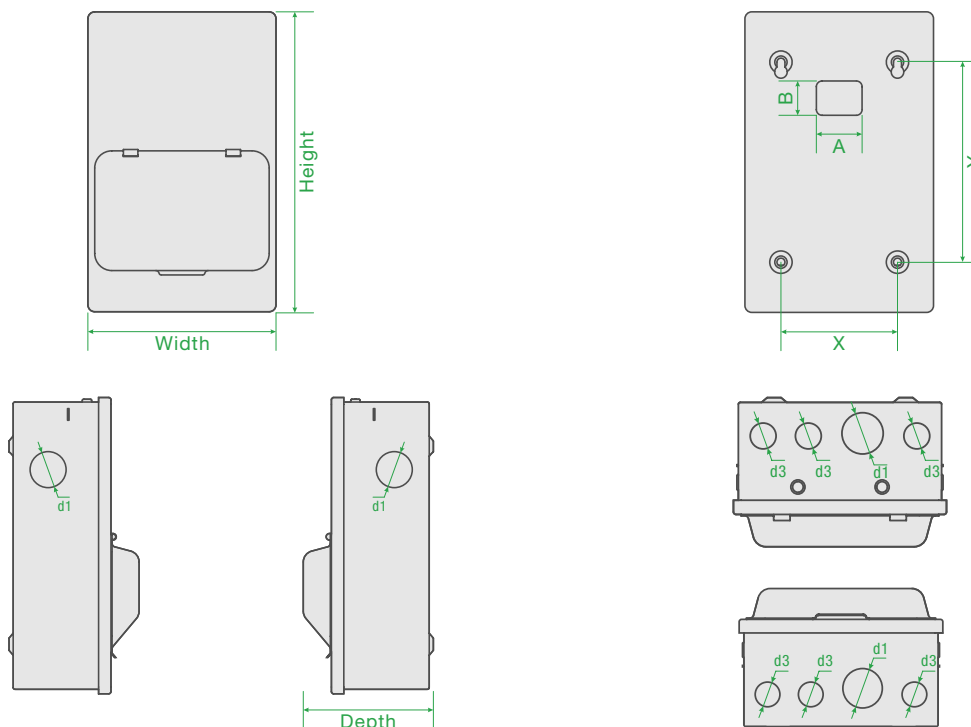
E-MR063/SPD1

Length	[cm]	26.8
Width	[cm]	17.5
Height	[cm]	12.55
Package level 2		
Type		Pallet
Number of units in package level 2	[pcs]	153
Weight	[kg]	375.48
Length	[cm]	120
Width	[cm]	100
Height	[cm]	125

Knock-outs & dimensions

		Top face	Bottom face	Left side	Right side	Rear face
d1 = 32 mm		1	1	1	1	-
d2 = 25 mm		-	-	-	-	-
d3 = 20 mm		3	3	-	-	-
A = 40 mm, B = 30 mm		-	-	-	-	1
A = 104 mm, B = 52 mm		-	-	-	-	-

Width	Height	Depth	X hole	Y hole	Weight
[mm]	[mm]	[mm]	[mm]	[mm]	[kg]
165	264	115.3	102	175	2.14



Certificate

